







---

# OPERATION MANUAL

# QUALITY CONTROL CARD

MODEL: TRAV-286 S/NO.: 00002728 DATE:

	Q. C. ITEM	RESULT	DEFECT ANALYSIS & IMPROVEMENT	INSPECTOR
A	<input type="checkbox"/> [REDACTED] <input type="checkbox"/> TURBO LED <input type="checkbox"/> POWER LED <input type="checkbox"/> [REDACTED] <input type="checkbox"/> [REDACTED] <input type="checkbox"/> H/DISK LED <input type="checkbox"/> PLATE	<input checked="" type="checkbox"/> OK  <input type="checkbox"/> REJ.		
B	<input type="checkbox"/> MAIN-BRD CABLE <input type="checkbox"/> POWER CABLE <input type="checkbox"/> POWER SWITCH <input type="checkbox"/> FDD CABLE <input type="checkbox"/> IRON PLATE <input type="checkbox"/> ADD-ON-CARD <input type="checkbox"/> [REDACTED]	<input checked="" type="checkbox"/> OK  <input type="checkbox"/> REJ.		
C	<input type="checkbox"/> DIAGNOSTIC FUNCTION TEST <input type="checkbox"/> SPEED TEST <input type="checkbox"/> PACKAGE PROGRAM TEST <input type="checkbox"/> BURN IN TEST <input type="checkbox"/> FINAL TEST <input type="checkbox"/> FUNCTION TEST (BMI, S/W, I/F, K-BRD)	<input checked="" type="checkbox"/> OK  <input type="checkbox"/> REJ.		
D	<input type="checkbox"/> CASE COLOR <input type="checkbox"/> SCRATCH <input type="checkbox"/> STICKER <input type="checkbox"/> ACCESSORIES (MANU, S/W, CBL.....)	<input checked="" type="checkbox"/> OK  <input type="checkbox"/> REJ.		

DOCUMENTATION LIST

- SYSTEM MANUAL .....
- MAIN BOARD USER'S MANUAL .....
- VIDEO CARD USER'S MANUAL .....
- I / O CARD USER'S MANUAL .....
- WDC WITH DOS INTRODUCTION .....
- KEYBOARD USER'S MANUAL .....